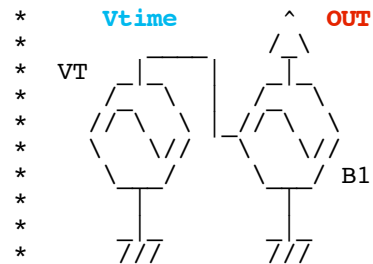


## AM\_Wave

\* dsauersanjose@aol.com 5/07/08

\* www.idea2ic.com

\*  
\*



```
* spec start_f stop_f step_f vector [vector ...]
* spec 2 2k 2 v(out) spec 2Hz->2kHz @ 2Hz steps
* .tran TSTEP TSTOP TSTART TMAX ?UIC?
*=====
VT Vtime 0 PWL ( 0 0 1 1 )
B1 OUT 0 V = sin(2*3.142*200*v(Vtime))*(1 +sin(2*3.142*10*v(Vtime)))
.tran .5m 1 0 .5m
```

### .control

```
set pensize = 1
```

```
run
```

```
plot Vtime
```

```
plot v(out)
```

### linearize

```
set specwindow = "blackman"
```

```
spec 1 500 1 v(out)
```

```
plot db(v(out))
```

```
set pensize = 2
```

```
plot db(v(out)) xlimit 180 220 ylimit 0 -20
```

```
set pensize = 1
```

```
.endc
```

```
.end
```

```
=====END_OF_SPICE=====
```

To Covert PDF to plain text click below

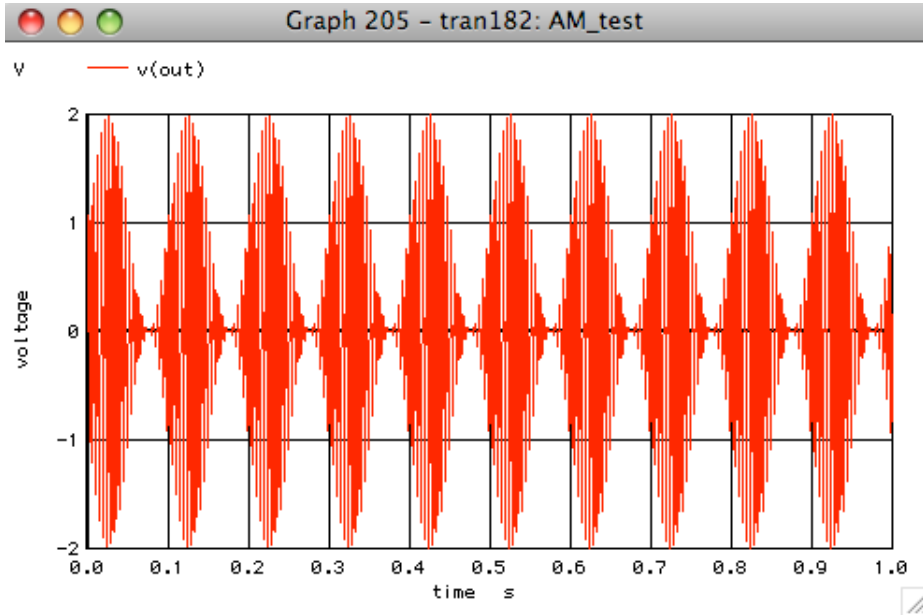
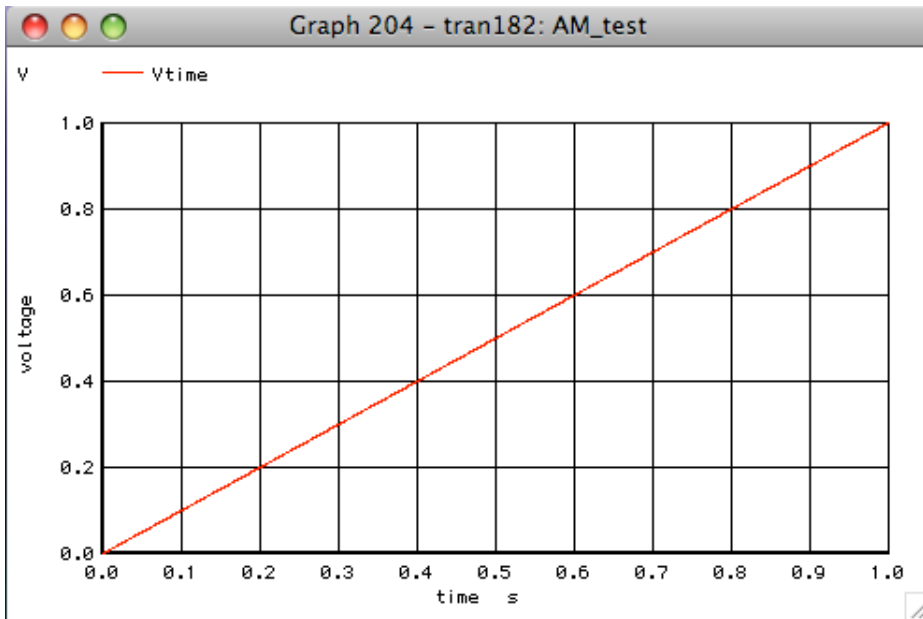
<http://www.fileformat.info/convert/doc/pdf2txt.htm>

The total sample period is 1sec(1Hz)

The Carrier is at 200Hz.

Modulation is at 10Hz at 100% modulation

B1      OUT      0      V =  $\sin(2*3.142*200*v(Vtime))*(1 + \sin(2*3.142*10*v(Vtime)))$



Graph 206 - spect184: AM\_test

